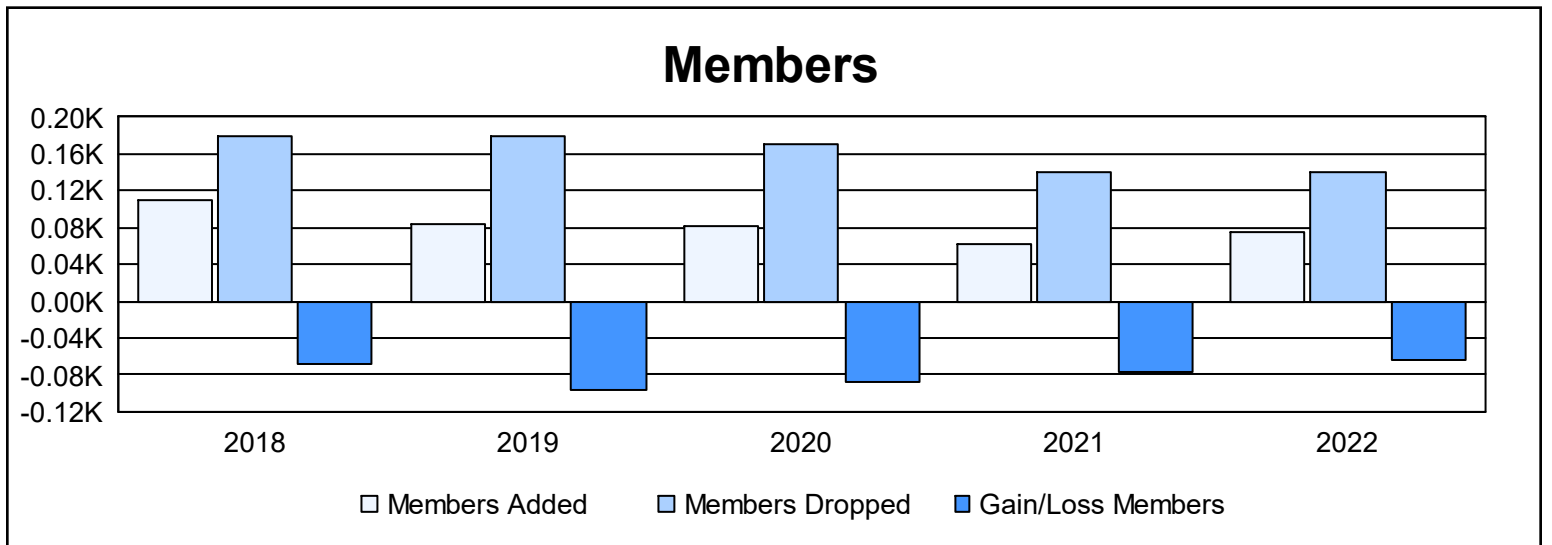
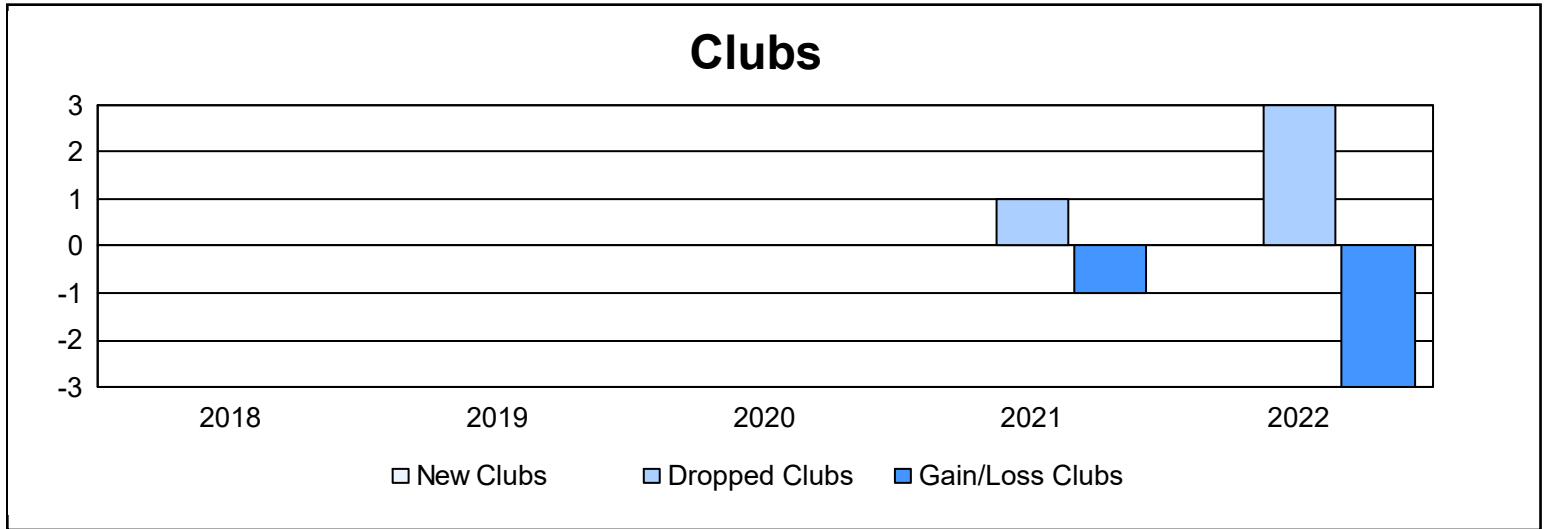
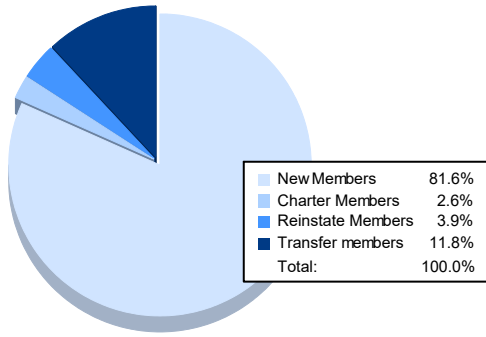


| Year           | New Clubs | Dropped Clubs | Gain/ Loss Clubs | New Members | Charter Members | Reinstate Members | Transfer Members | Total Member Added | Total Members Dropped | Gain/ Loss Members |
|----------------|-----------|---------------|------------------|-------------|-----------------|-------------------|------------------|--------------------|-----------------------|--------------------|
| 2017-2018      | 0         | 0             | 0                | 97          | 2               | 1                 | 10               | 110                | 179                   | -69                |
| 2018-2019      | 0         | 0             | 0                | 71          | 2               | 3                 | 7                | 83                 | 180                   | -97                |
| 2019-2020      | 0         | 0             | 0                | 74          | 2               | 1                 | 5                | 82                 | 170                   | -88                |
| 2020-2021      | 0         | 1             | -1               | 38          | 1               | 2                 | 22               | 63                 | 140                   | -77                |
| 2021-2022      | 0         | 3             | -3               | 62          | 2               | 3                 | 9                | 76                 | 140                   | -64                |
| <b>Average</b> | <b>0</b>  | <b>1</b>      | <b>-1</b>        | <b>68</b>   | <b>2</b>        | <b>2</b>          | <b>11</b>        | <b>83</b>          | <b>162</b>            | <b>-79</b>         |



### Membership Composition June 2022 Cumulative



### Gender Composition June 2022 Cumulative

